





CONNECTING WITH PEERS AT RECESS AND LUNCH HOUR IN MIDDLE SCHOOL

Following are some ideas brainstormed by school teams in BC to help encourage social connections between students with special needs and their peers both at recess time and during the lunch hour. A student may be actively involved or just 'hanging out' with the other kids as an observer. Feel free to adapt these suggestions keeping **your** student (and their peers) in mind.

INDOOR ACTIVITIES	STUDENT'S PARTICIPATION/ROLE
Board Games (e.g. Snakes and Ladders, Twister, etc.)	Operate spinner using switch
Arts and Crafts	Sponge painting, switch for Paint 'n Swirl
Buddy Reading	Voice output for sounds, page turning, repetitive line reading etc.
Computer with Buddy	Switch with interface to operate computer games
Mail Delivery (in school)	Using voice output to ask questions; working with a buddy to collect and distribute mail;
Music/Dance	Playing/controlling music with a switch; dancing with peers; playing an instrument;
Joke Telling (joke of the day)	Using voice output to tell jokes

OUTDOOR ACTIVITIES	STUDENTS PARTICIPATION
Litter Patrol	Using a "reacher" to pick up garbage; holding the bag the garbage goes into; voice to direct where garbage is to buddy; etc.
Fundraising	Using voice output to solicit funds, purchases, and advertising items for sale; working behind counter at stall (handing items, taking money, etc.)
Hanging Out	Use voice output to discuss topics of interest
Soccer/Basketball	Handing out equipment; playing game with buddy's assistance (e.g. pushing chair etc.); keeping score; voice output to cheer team, call scores; timekeeper (using switch); etc.
Random Acts of Kindness	Use voice output to acknowledge 'random acts of kindness' ; look for opportunities to perform 'random acts of kindness' with buddy

CLUBS	STUDENT'S PARTICIPATION
<p>Random Acts of Kindness</p>  <p><i>Making "Tea for Two"?</i></p>	<p><u>Switch Activities:</u></p> <ul style="list-style-type: none"> • Make and distribute certificates (art/computer/spinner) to award another's 'random act of kindness' <p><u>Voice Output Activities:</u></p> <ul style="list-style-type: none"> • Acknowledge person when awarding certificate • Cheering awarded person • Asking questions of the award recipient <p><u>Other Activities:</u></p> <ul style="list-style-type: none"> • Handing out the award • Looking for individuals worthy of award • Identifying potential recipients of awards
<p>Nail Club (check out Nail Club Participation Kit on this website)</p> 	<p><u>Switch Activities:</u></p> <ul style="list-style-type: none"> • Operate nail dryer • Play "spa" music <p><u>Voice Output Activities:</u></p> <ul style="list-style-type: none"> • Initiate conversation around choices, likes/dislikes etc. <p><u>Other Activities:</u></p> <ul style="list-style-type: none"> • Help (where possible and with assistance) with painting nails, setting up and putting away etc.
<p>Walking Club</p>	<p><u>Voice output Activities:</u></p> <ul style="list-style-type: none"> • Give directions <p><u>Other Activities:</u></p> <ul style="list-style-type: none"> • Collect items on the walk to make a "Chat" book
<p>Lunch Club</p>	<p><u>Switch Activities:</u></p> <ul style="list-style-type: none"> • Operate electrical appliance <p><u>Voice Output Activities:</u></p> <ul style="list-style-type: none"> • Give directions • Lead discussion during lunch • Make choices <p><u>Other Activities:</u></p> <ul style="list-style-type: none"> • Distributing lunch treats
<p>Fitness Club</p>	<p><u>Switch Activities:</u></p> <ul style="list-style-type: none"> • Participate in games - timer, cheering, music, etc. <p><u>Voice Output Activities:</u></p> <ul style="list-style-type: none"> • Participate in discussion about healthy eating/lifestyle

<p>Game Club (chess, board games, scrabble, cards, computer games)</p>	<p><u>Switch Activities:</u></p> <ul style="list-style-type: none"> • Operate the spinner for board games • Use a switch interface for computer games <p><u>Voice Output Activities:</u></p> <ul style="list-style-type: none"> • Giving directions in chess • Support • Cheering etc.
<p>Choir</p> 	<p><u>Switch Activities:</u></p> <ul style="list-style-type: none"> • Operate/play music • Record choir singing • Keep beat to music (metronome) <p><u>Voice Output Activities:</u></p> <ul style="list-style-type: none"> • Feedback on performance etc. <p><u>Other Activities:</u></p> <ul style="list-style-type: none"> • Using a hand held instrument to accompany choir • Singing (if able)
<p>Arts/Crafts (check out Arts Participation kit on this website)</p> 	<p><u>Switch Activities:</u></p> <ul style="list-style-type: none"> • Operate the 'paint n swirl' • Dryer for art projects • Operate sewing machine • Music while working <p><u>Voice Output Activities:</u></p> <ul style="list-style-type: none"> • Advertise craft sales • Choice making for projects and materials (e.g. bracelets, chocolate making, card making, masks, button blanket, etc.) <p><u>Other Activities:</u></p> <ul style="list-style-type: none"> • Hand over hand with sponge painting
<p>Drama</p>	<p><u>Switch Activities:</u></p> <ul style="list-style-type: none"> • Operate sound effects • Record a rehearsal • Preparation of sets and making costumes (operating sander, paint sprayer, sewing machine etc.) • Background music <p><u>Voice Output Activities:</u></p> <ul style="list-style-type: none"> • Rehearsing lines • Voice effects <p><u>Other Activities:</u></p> <ul style="list-style-type: none"> • Moving props on stage • Assisting with makeup

Environmental/Recycling	<p><u>Switch Activities:</u></p> <ul style="list-style-type: none">• Research on the computer• Powerpoint presentation to others• To develop inservices (e.g. art projects, books, etc.) <p><u>Voice Output Activities:</u></p> <ul style="list-style-type: none">• Taking a survey• Keeping track of types of recyclables• Giving presentation to others• Giving directions to team <p><u>Other Activities:</u></p> <ul style="list-style-type: none">• Sorting recyclable materials• Carrying materials
-------------------------	---