











	A	B	C	D
E	F	G	H	I
J	K	L	M	
N	O	P	Q	R
S	T	U	V	
W	X	Y	Z	













Using only your left little finger, point to the letters on the reverse of this card to communicate:

"Your shoes are nice"

ready 	apple 	confused 	are R
there 	two 2	you 	day 
for 	car 	drink 	family 

Point with your right thumb on the symbols on the reverse of this card to communicate:

"There are 2 apples for you"

 you Point index finger at person being addressed	 careful V shape both hands, tips out. Place right V on left then circle both hands forward and back	 that Place back of right V on up turned left palm	 if I shape both hands, palms facing tips out. Move up and down after partly
 your Flap palm forward toward person being addressed	 day Hold left arm before you palm down, tips right. Point right index finger up. Then end right above on back of left hand and are down to follow	 are Place right R on hip, then move forward	 for One shape RH palm in. Place tip on forehead, bend wrist, and point tip forward
 were Place right R on lips and move back to right cheek	 silly I shape RH. Shake in front of nose	 ready R shape both hands, palms down, tips out. Move from left to right	 2

Use the signs on the reverse of this card to communicate:

"Are you ready for your day"

**“I want to watch
T.V.”**

Yes = raise right hand

No = raise left hand

1 person = non-verbal

1 person = partner

* Non-verbal person can only use signals at bottom of page to communicate. You need to get your message at the top of the page to your partner.

* The partner has never met you before and is not sure how you communicate but they know you have something to communicate.